



## Recycled Pillow Pals

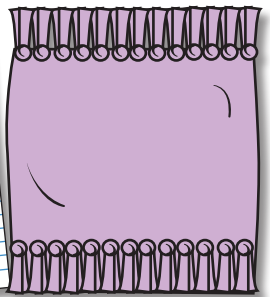
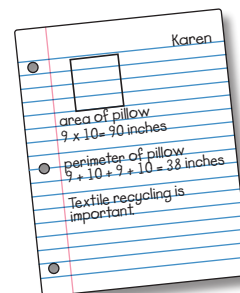
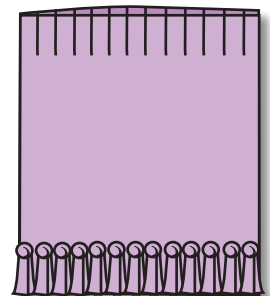

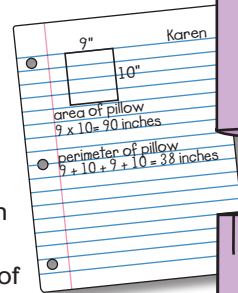
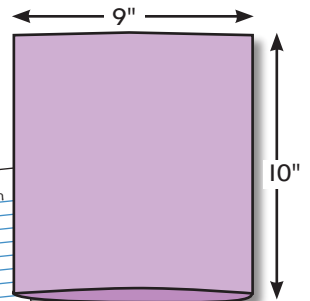
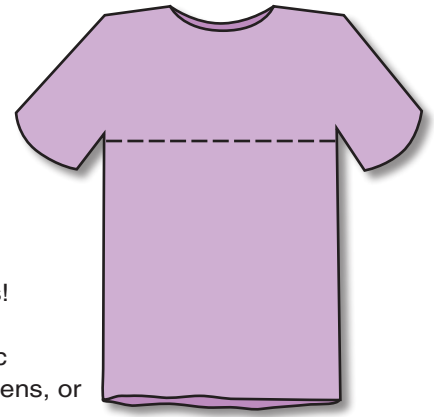
*Measuring perimeter and area, opinion writing*

*(3.MD.C.7b; W.3.2)*

Reinforce the importance of recycling textiles by making fluffy pillows!

**Materials for each student:** old t-shirt; ruler or yardstick; scissors; fabric markers; recycled stuffing material (such as old stuffed toys, towels or linens, or other donated clothing items cut into strips)

1. Ask each student to bring in a clean, discarded t-shirt from home. (Have a few extras on hand so everyone can participate in the activity.)
2. Have each child lay her t-shirt on a flat surface. Help her cut the sleeves and top of the shirt off with scissors to form a rectangle as shown.
3. Once all shirts have been cut, have each student measure the length and width of her rectangle and record the measurements. (If necessary, help the student round a measurement to the nearest whole number.) Then ask each child to use the length and width to calculate the area and perimeter of her rectangle.
4. Model for the class how to position the rectangle so that the open sides are at the top and bottom. Then show students how to cut three-inch slits, spaced about an inch apart, through both layers of the rectangle at the bottom. Repeat with the top of the rectangle.
5. Have the student use the fabric markers to decorate one side of her rectangle with the "Donate, Recycle, Don't Throw Away" slogan to encourage others to recycle textiles.
6. Starting with the bottom of her rectangle, have the student tie the front and back strips together in double knots until the entire row is tied.
7. Have the student stuff the rectangle with the other old clothing and textiles to make a pillow.
8. At the top of her pillow, have the student repeat Step 6.
9. Finally, have the student write a short opinion piece on her paper, explaining why textile recycling is important.



## Recycling Rangers Tip

Is there a holiday coming up? Recycling Rangers can make recycled pillow pals for Mother's Day, Father's Day, December holidays, Valentine's Day, or family birthdays. As an alternative, students can make pillows for preschoolers and kindergarteners and talk to them about textile recycling. When they present their gifts, encourage them to share how important textile recycling is. It's a keepsake and a lesson wrapped into one!